



CONNECTED  
**Tennessee**  
THE TRAIL TO INNOVATION®

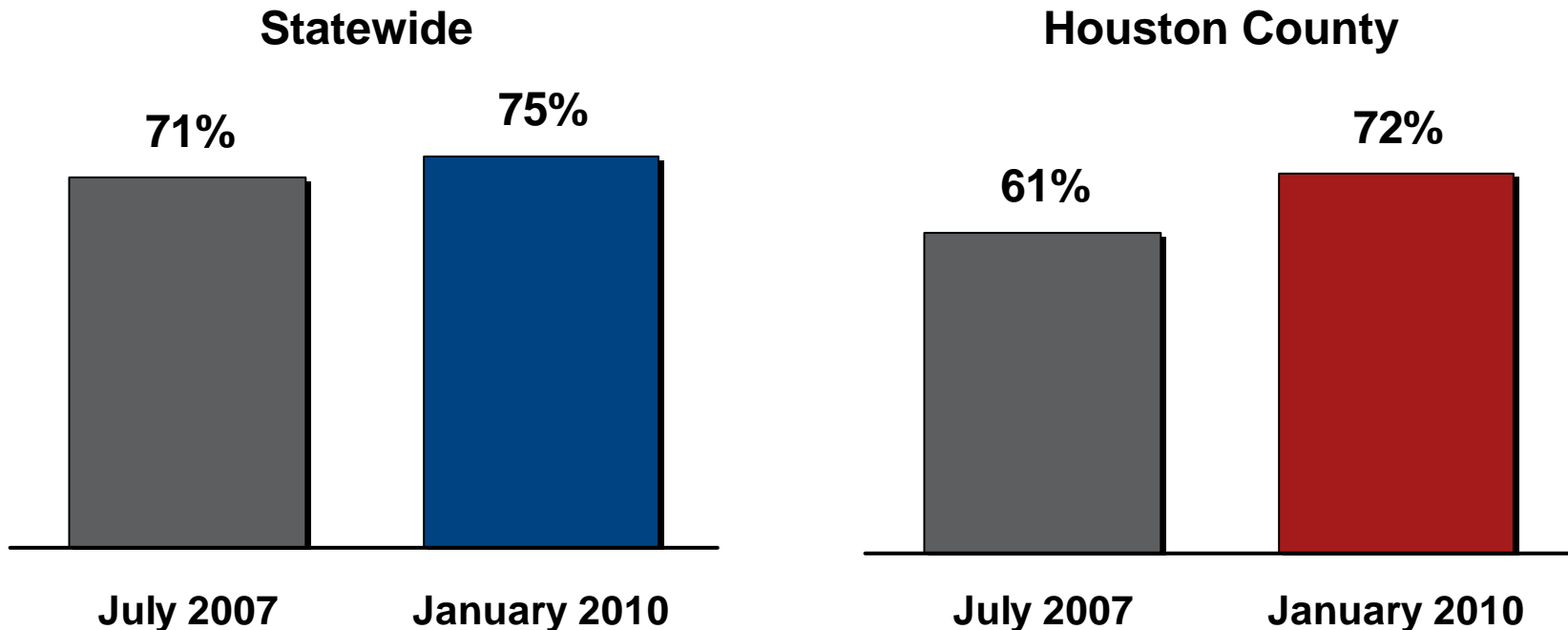
# **2010 Connected Tennessee® Residential Technology Assessment for Houston County**

[www.connectedtennessee.org](http://www.connectedtennessee.org)



# Computer Ownership in Houston County

**Percent of households with a home computer:**



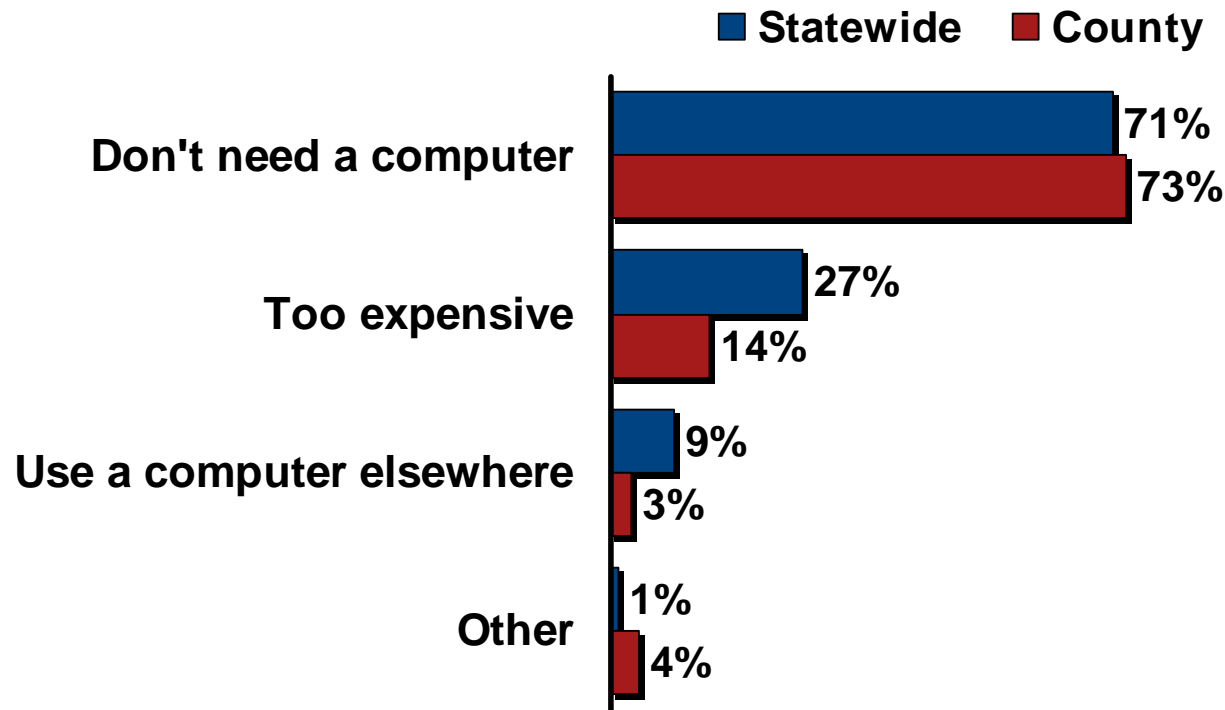
Q: Does your household have a computer?  
(n=100 Houston County residents in 2007 and n=100 Houston County residents in 2010)

Source: July 2007 and January 2010  
Connected Tennessee®  
Residential Technology Assessments  
[www.connectedtennessee.org](http://www.connectedtennessee.org)



# Barriers to Computer Ownership

Why residents do not own a computer:



Q: Why don't you have a computer at home?  
(n=27 Houston County residents with no home computer)

Source: January 2010 Connected Tennessee®  
Residential Technology Assessment  
[www.connectedtennessee.org](http://www.connectedtennessee.org)

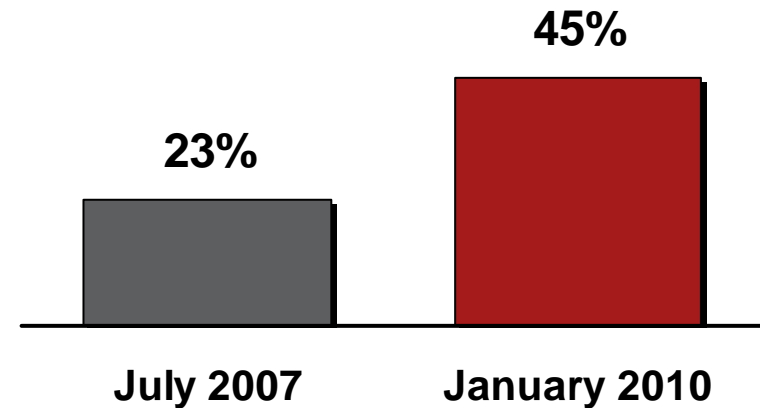
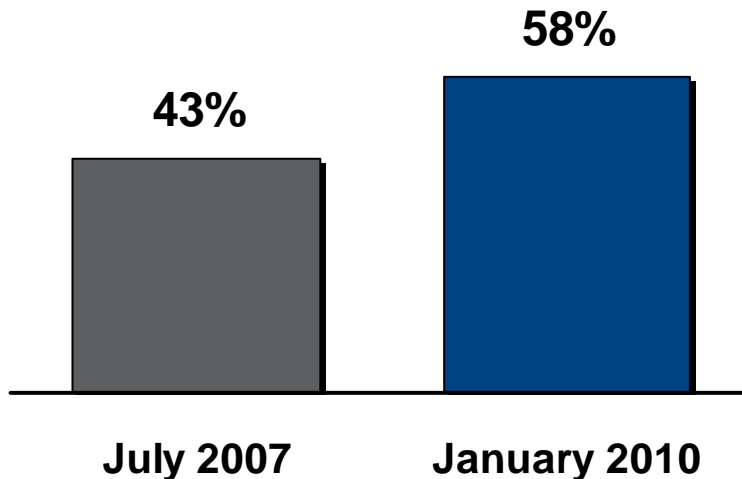


# Broadband Adoption in Houston County

**Percent of residents  
who subscribe to home broadband service:**

**Statewide**

**Houston County**



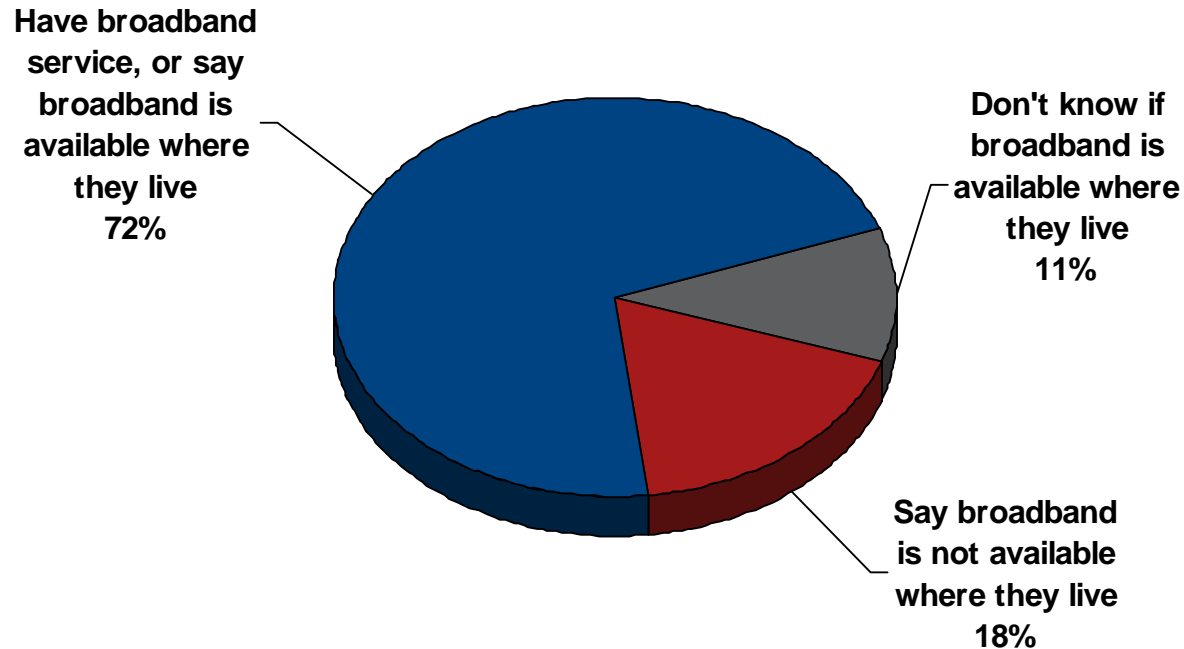
Q: Which of the following describe the type of Internet service you have at home?  
(n=100 Houston County residents in 2007 and n=100 Houston County residents in 2010)

Source: July 2007 and January 2010  
Connected Tennessee®  
Residential Technology Assessments  
[www.connectedtennessee.org](http://www.connectedtennessee.org)



# Perceptions of Broadband Availability

## Awareness of broadband availability in Houston County:

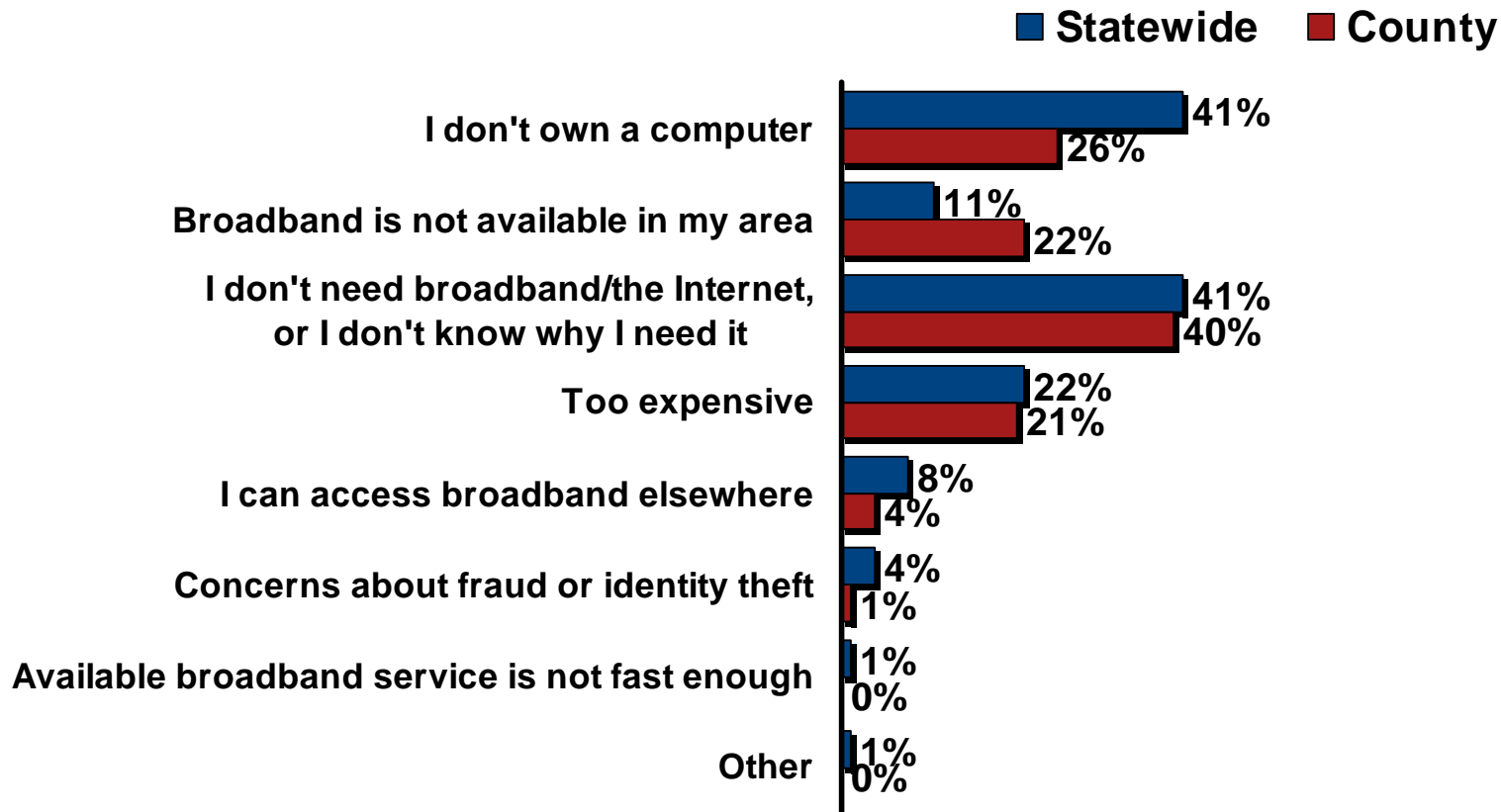


Q: To the best of your knowledge, is broadband or high-speed Internet service available in the area where you live?  
(n=100 Houston County residents)

Source: January 2010 Connected Tennessee®  
Residential Technology Assessment  
[www.connectedtennessee.org](http://www.connectedtennessee.org)

# Barriers to Broadband Adoption

Why residents do not subscribe to broadband:



Q: Why don't you subscribe to broadband Internet service?  
(n=54 Houston County residents that do not have home broadband service)

Source: January 2010 Connected Tennessee®  
Residential Technology Assessment  
[www.connectedtennessee.org](http://www.connectedtennessee.org)

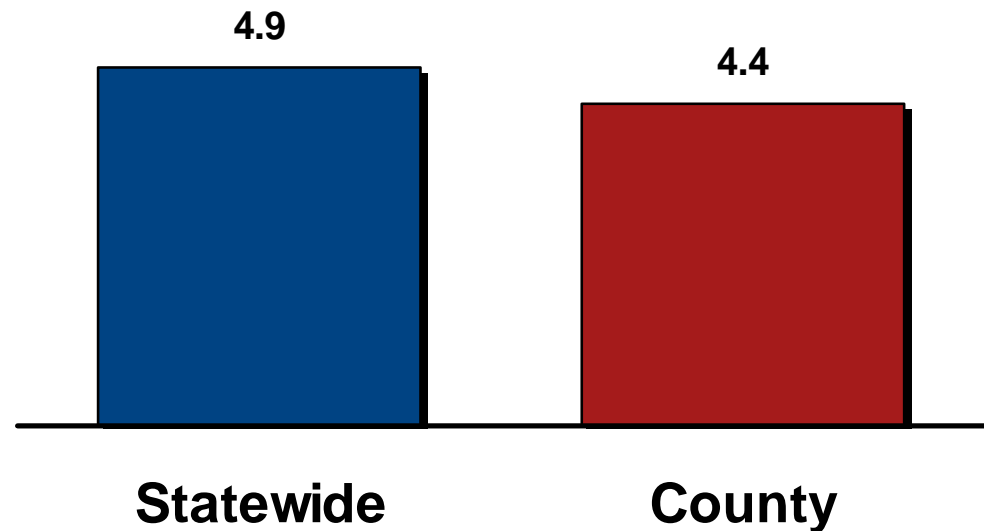


# Broadband Download Speeds

**Broadband subscribers who know their download speeds reported an average speed of 4.9 Mbps.**

**Over one-half of Tennessee residents who subscribe to broadband do not know their current bandwidth.**

**Average download speed (Mbps)**



Q: To the best of your knowledge, what is the approximate download speed or bandwidth provided by your Internet service provider?  
(n=46 Houston County residents with home broadband service)

Source: January 2010 Connected Tennessee®  
Residential Technology Assessment  
[www.connectedtennessee.org](http://www.connectedtennessee.org)



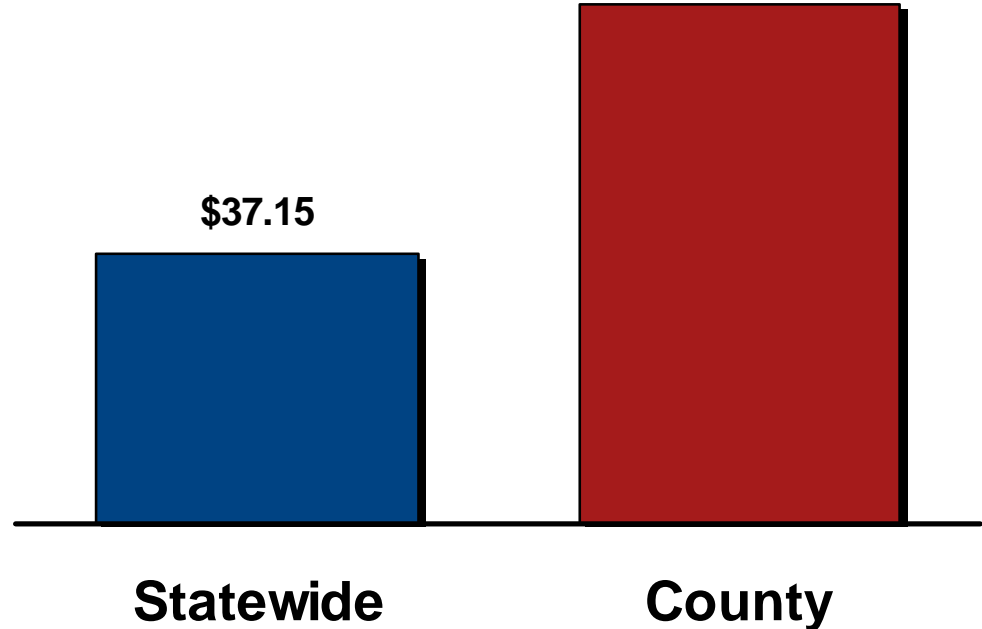
# Monthly Price Residents Pay for Broadband Service

Average monthly price paid for  
home broadband service

\$43.76

On average,  
Tennessee  
residents pay  
\$37.15 per  
month for their  
broadband  
service.

\$37.15



Statewide

County

Q: What do you pay each month for your Internet service?  
(n=67 Houston County residents with home broadband service)

Source: January 2010 Connected Tennessee®  
Residential Technology Assessment  
[www.connectedtennessee.org](http://www.connectedtennessee.org)

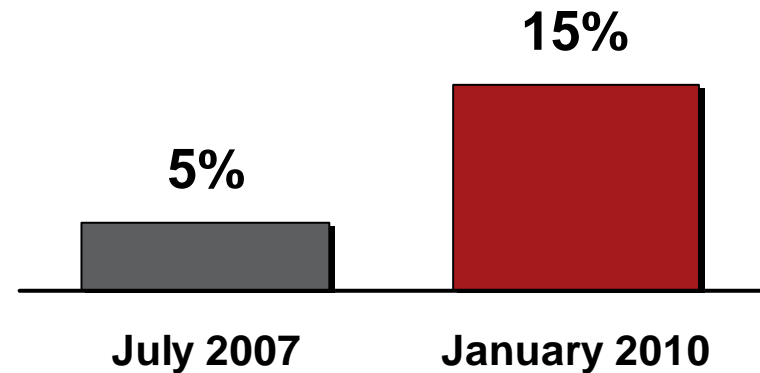
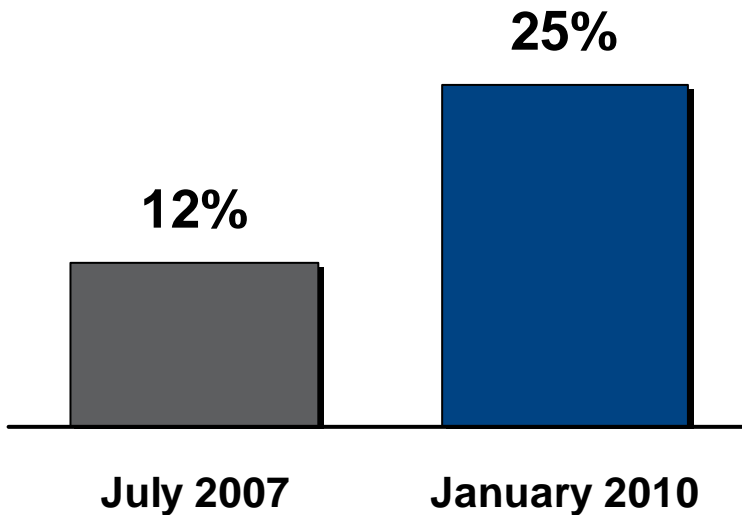


# Trends in Wi-Fi Zone ("Hot Spot") Usage

Percent of residents who access Wi-Fi Zones:

## Statewide

## Houston County



Q: Do you use Wi-Fi zones, sometimes called "hot spots," to access the Internet?

(n=100 Houston County residents in 2007 and n=100 Houston County residents in 2010)

Source: July 2007 and January 2010  
Connected Tennessee®  
Residential Technology Assessments  
[www.connectedtennessee.org](http://www.connectedtennessee.org)

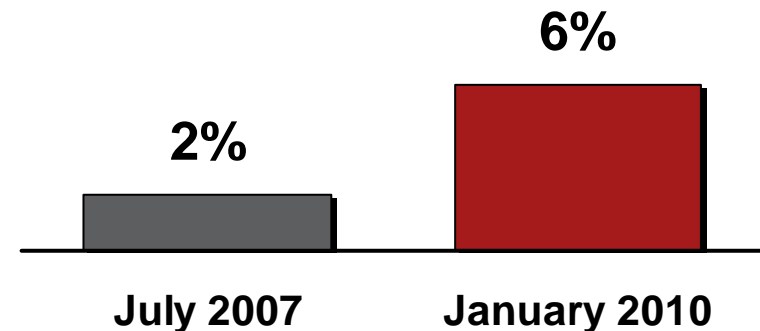
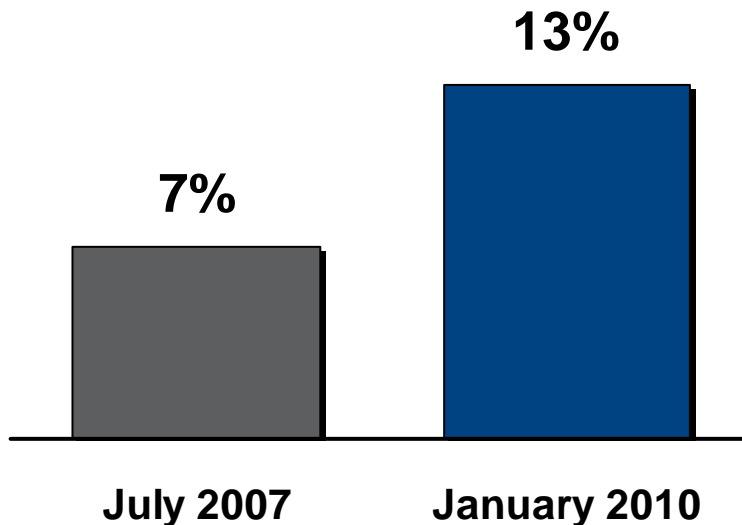


# Teleworking Trends Among Residents

Percent of employed residents who regularly telework:

**Statewide**

**Houston County**

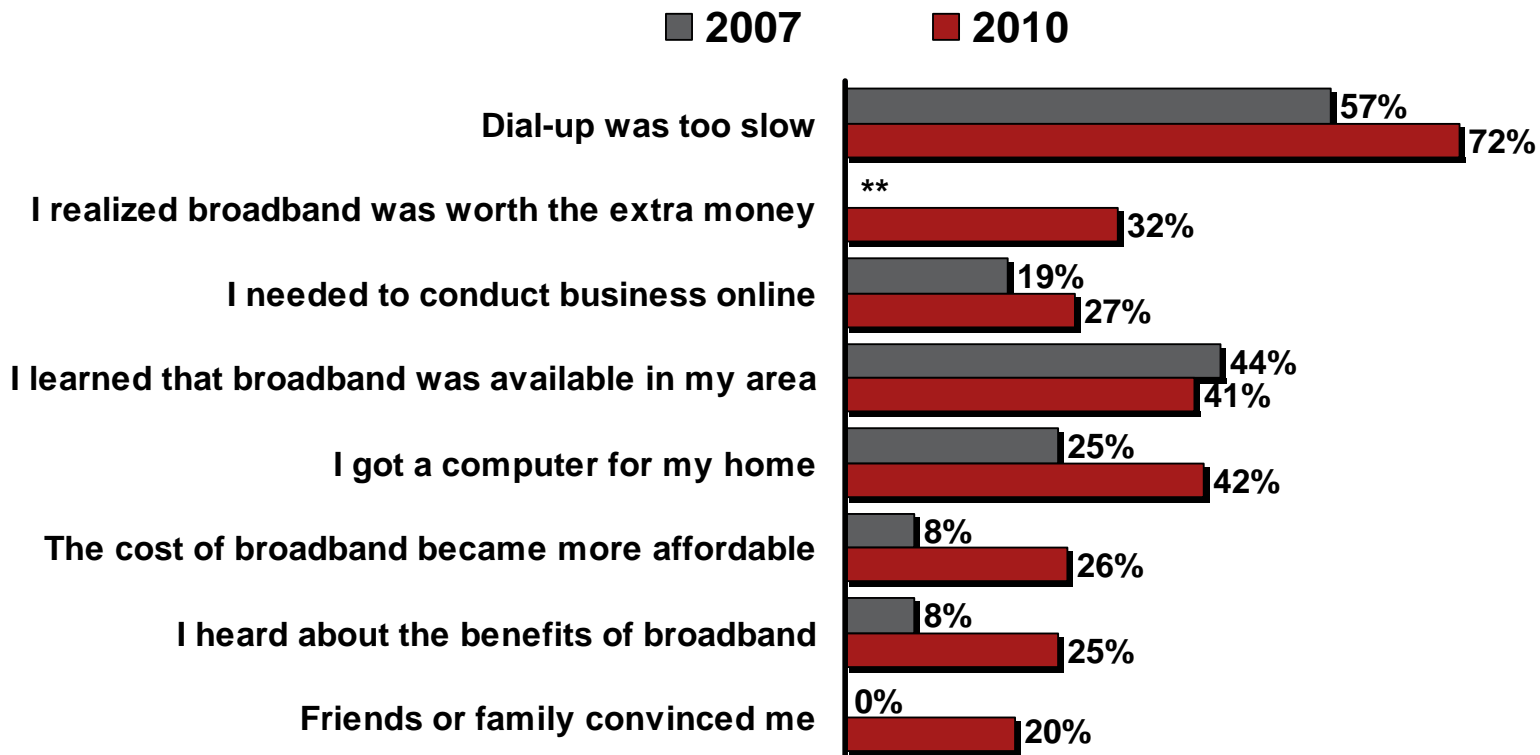


Q: Do you regularly work from home through a broadband connection, commonly known as teleworking (2007)? and  
Q: Which of the following describe the way you work from home, when you do so (2010)?  
(n=54 Houston County residents in 2007 and n=45 Houston County residents employed full-time or part-time in 2010)

Source: July 2007 and January 2010  
Connected Tennessee®  
Residential Technology Assessments  
[www.connectedtennessee.org](http://www.connectedtennessee.org)

# Why Houston County Residents Subscribe to Broadband

Percent of Tennessee residents with a broadband connection at home:\*



Q: Which of the following contributed to your decision to subscribe to broadband service?  
(n=46 Houston County residents with broadband service at home)

\*Percentages do not add up to 100% because individuals could give multiple responses.

\*\*Question was not asked in 2007

Source: July 2007 and January 2010  
Connected Tennessee®  
Residential Technology Assessments  
[www.connectedtennessee.org](http://www.connectedtennessee.org)

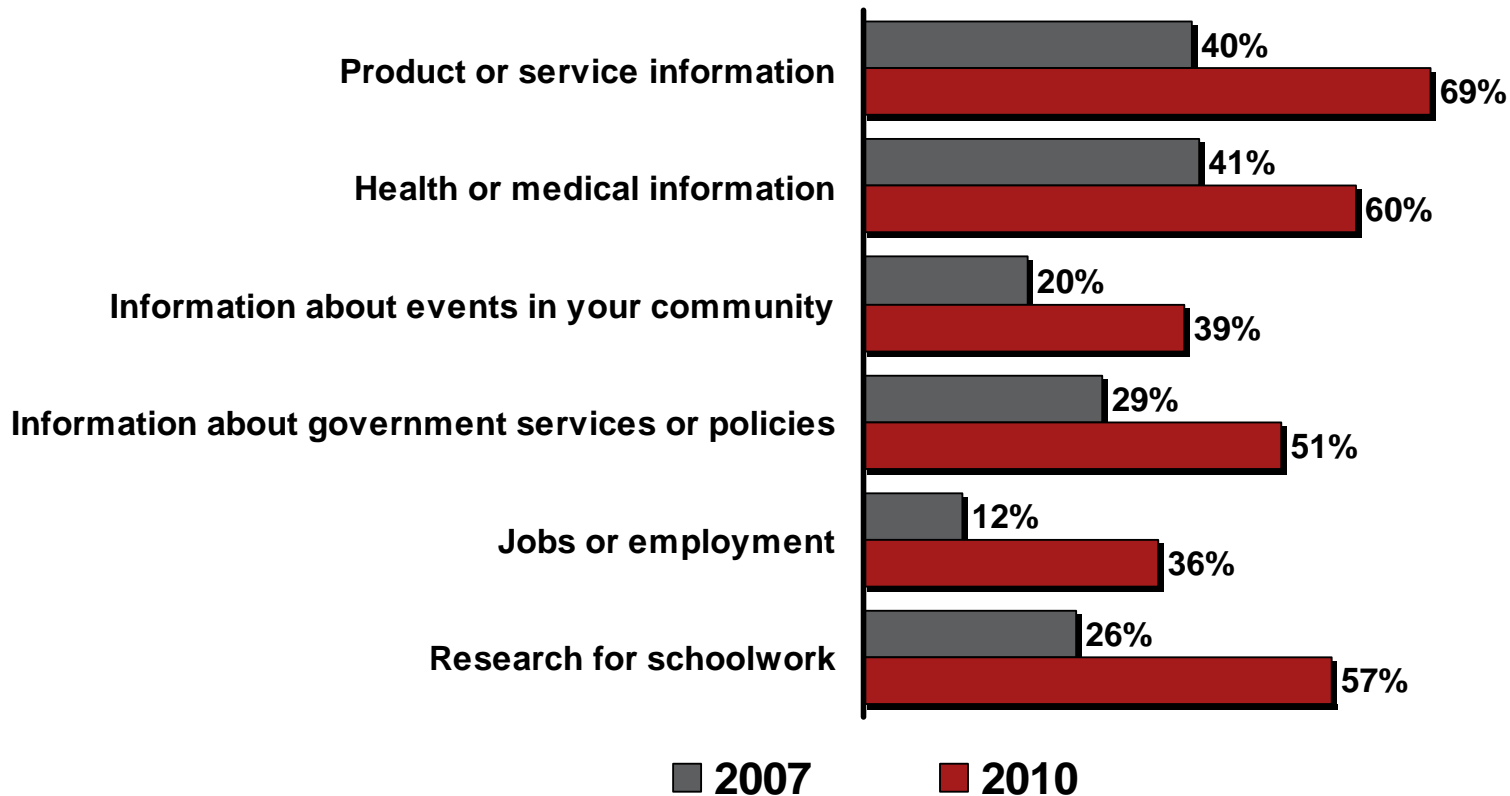


# Trends in Online Activities Among Tennessee Internet Users



# Searching For Information Online

**Percent of Houston County Internet users who have searched for the following types of information:**

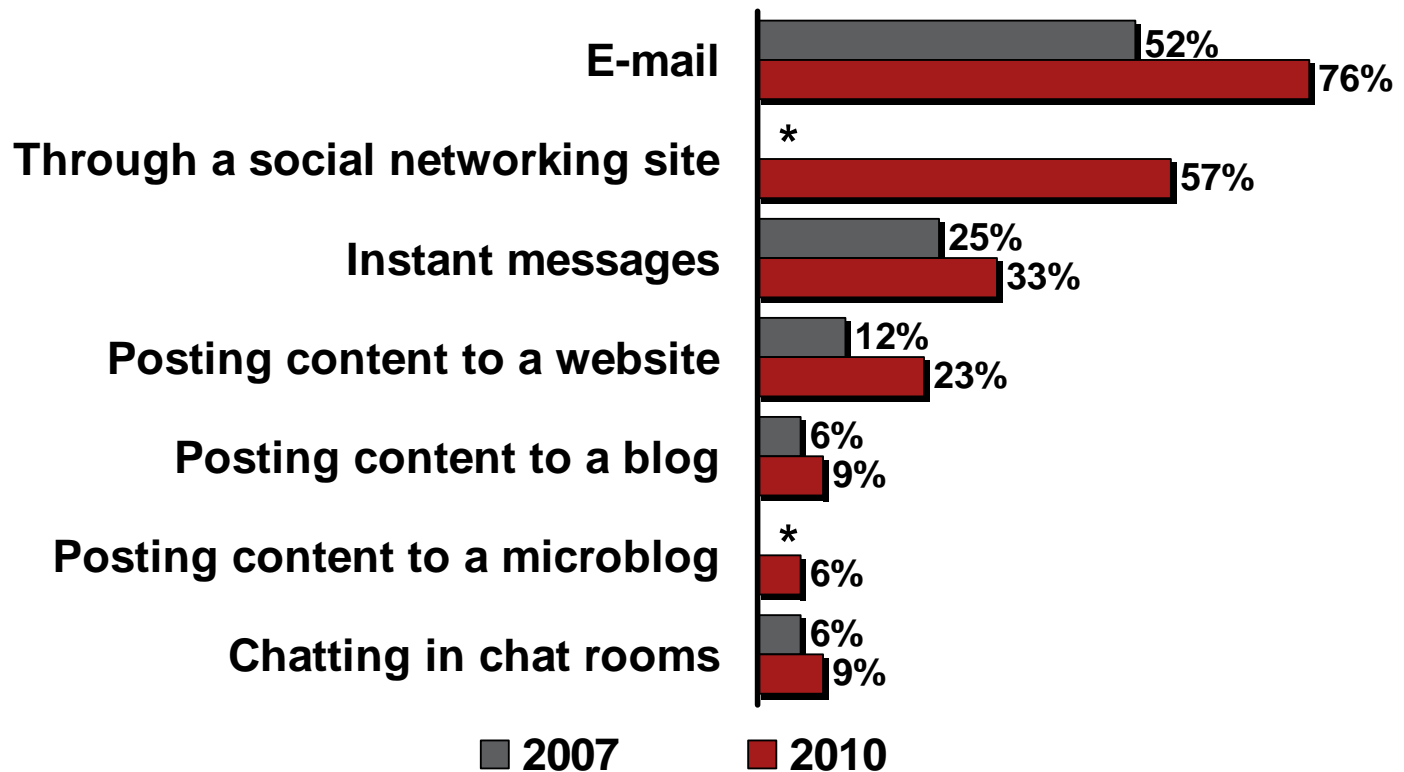


Q: Which of the following types of information have you used the Internet to look for online?  
(n=79 Houston County Internet users)

Source: July 2007 and January 2010  
Connected Tennessee®  
Residential Technology Assessments  
[www.connectedtennessee.org](http://www.connectedtennessee.org)

# Communicating Online

Percent of Houston County Internet users who have communicated in the following ways:



Q: Which of the following ways of communicating with others have you used?

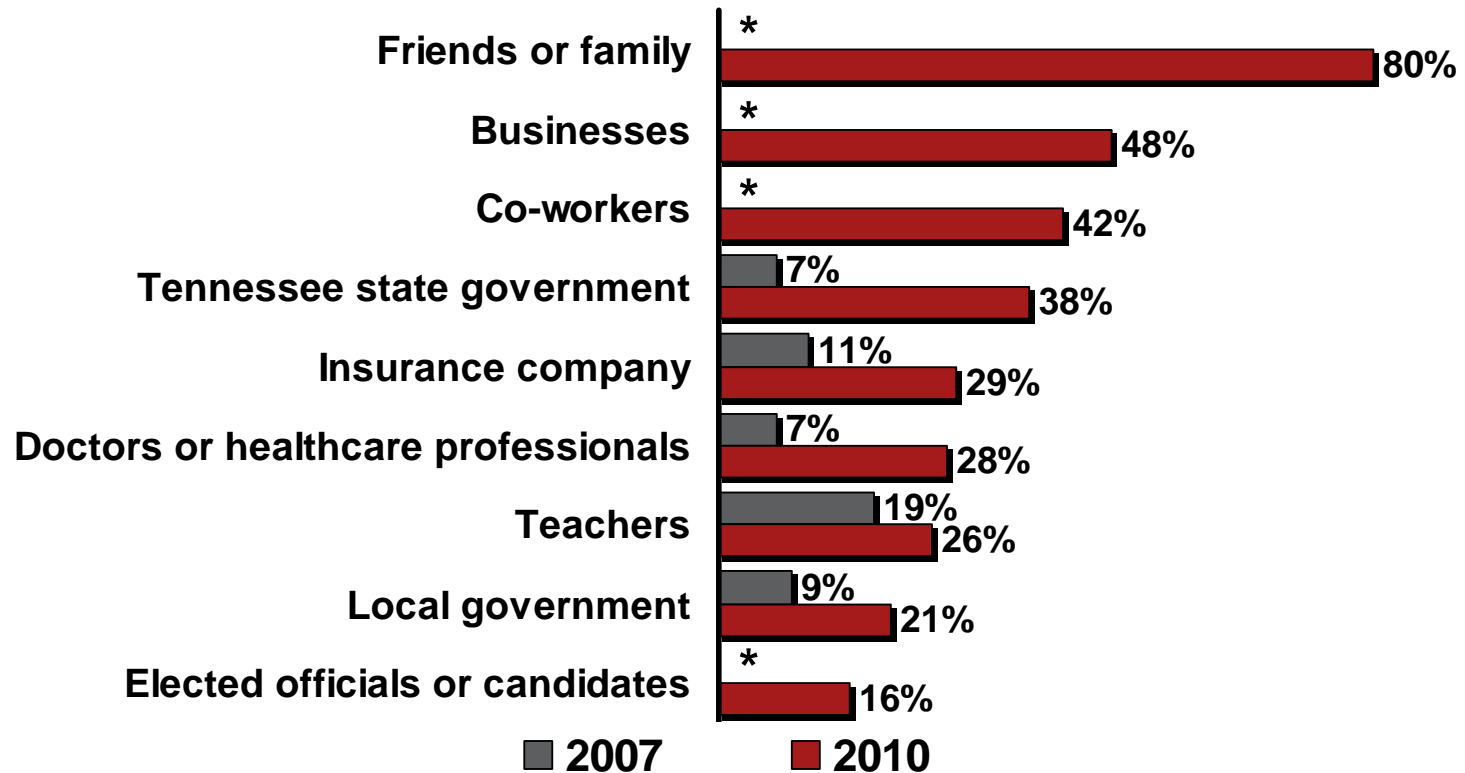
\*Question was not asked in 2007  
(n=79 Houston County Internet users)

Source: July 2007 and January 2010  
Connected Tennessee®  
Residential Technology Assessments  
www.connectedtennessee.org



# Interacting Online

**Percent of Houston County Internet users who have interacted with the following individuals or organizations:**



Q: Which of the following types of individuals or organizations have you interacted with online, by visiting a website or communicating online to obtain information?

\*Question was not asked in 2007

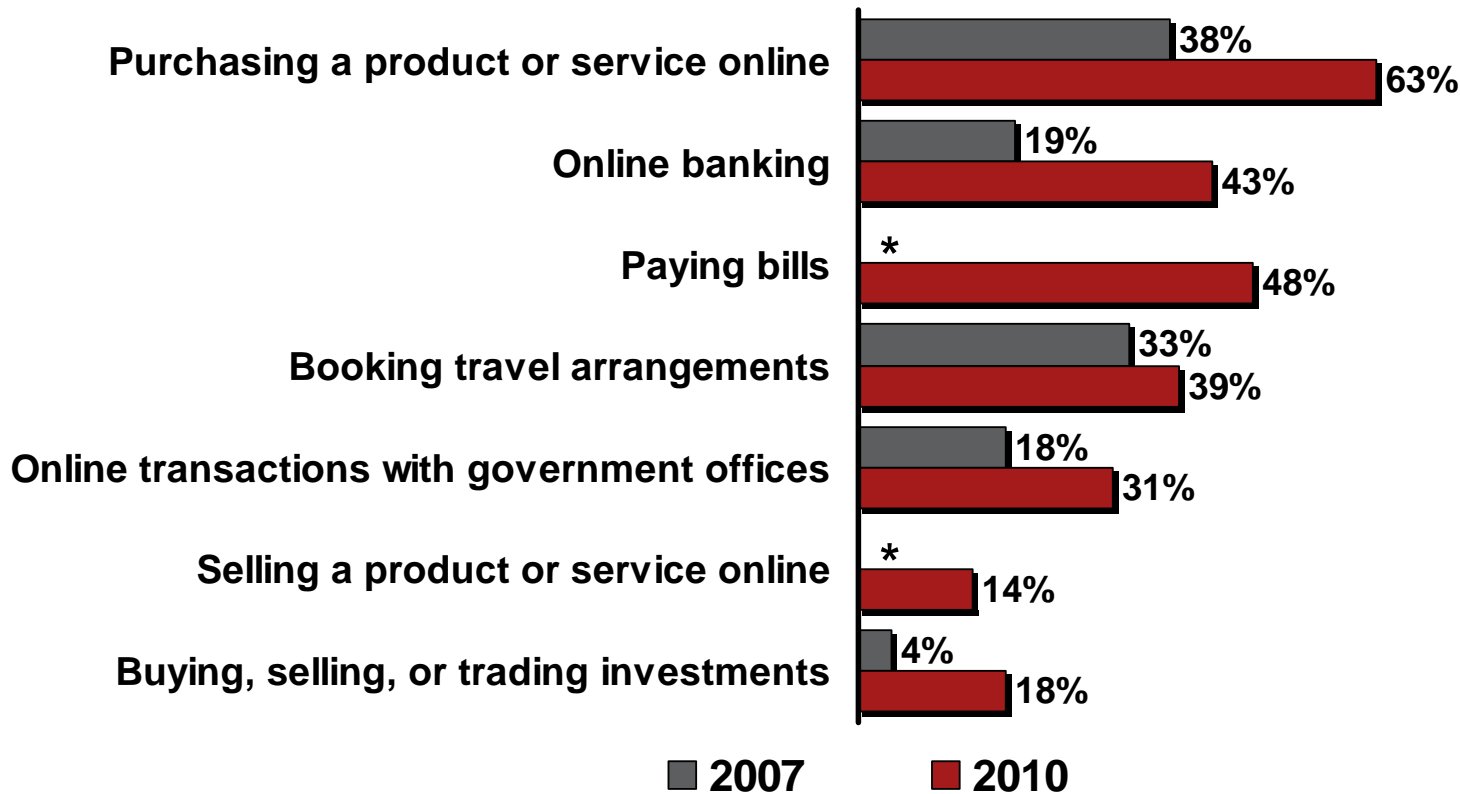
(n=79 Houston County Internet users)

Source: July 2007 and January 2010  
Connected Tennessee®  
Residential Technology Assessments  
[www.connectedtennessee.org](http://www.connectedtennessee.org)



# Online Transactions

Percent of Houston County Internet users who conduct the following transactions online:



Q: Which of the following types of transactions have you completed online?

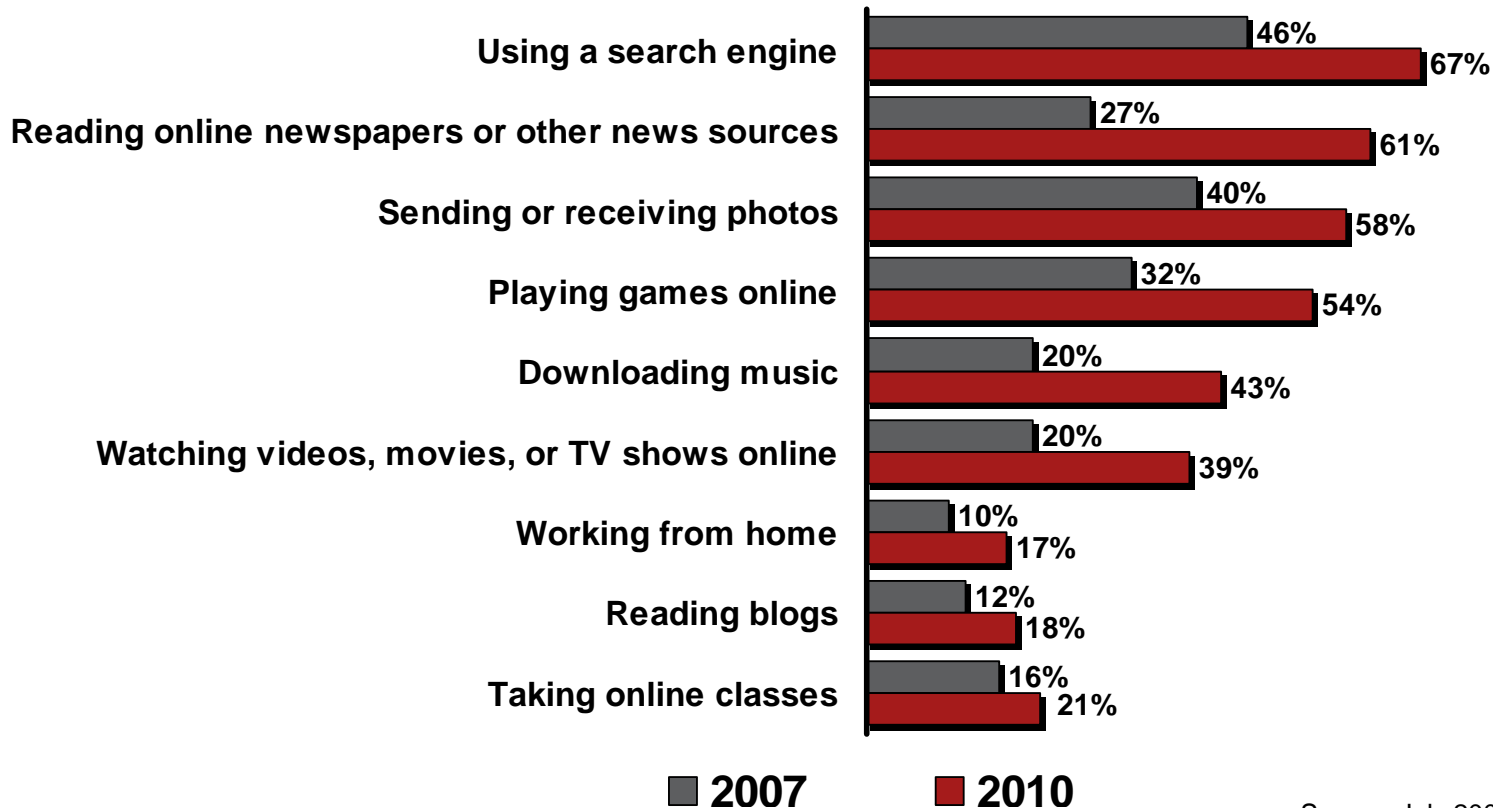
\*Question was not asked in 2007  
(n=79 Houston County Internet users)

Source: July 2007 and January 2010  
Connected Tennessee®  
Residential Technology Assessments  
[www.connectedtennessee.org](http://www.connectedtennessee.org)



# Online Activities

Percent of Houston County Internet users who conduct the following activities online:



Q: Which of the following activities have you conducted online?  
(n=79 Houston County Internet users)

Source: July 2007 and January 2010  
Connected Tennessee®  
Residential Technology Assessments  
[www.connectedtennessee.org](http://www.connectedtennessee.org)



# Contact Information

**Michael Ramage**

**Executive Director of Connected Tennessee®**

**(615) 242-9508**

**[mramage@connectedtn.org](mailto:mramage@connectedtn.org)**

**[www.connectedtennessee.org](http://www.connectedtennessee.org)**